

OPTETRAK[®]
A COMPREHENSIVE KNEE SYSTEM



Hi-Flex[®]
TOTAL KNEE SYSTEM



The Right Track

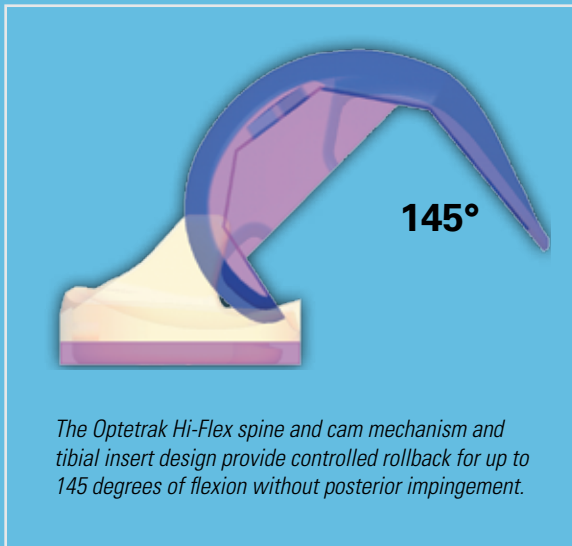
*It's not just a road we're on,
it's a trail we're blazing.*

Introduction

The patented Optetrak® Hi-Flex® total knee design is based on the Optetrak system's 10 years of clinical success. Further enhancements in design allow the patient with high flexion potential the ability to capitalize on Optetrak's excellent range of motion and patellar function.

Design Rationale

The Hi-Flex evolved from the standard Optetrak knee system. Slight modifications to the cam and spine mechanism as well as the tibial insert design maintain excellent congruity and contact pressure behavior throughout the range of motion including high flexion angles.



This increased range of motion can be achieved without resecting more posterior bone than is required for the standard Optetrak Posterior Stabilized knee.

Patient Selection and Expectations


Although the implants allow for 145 degrees of flexion, other factors such as patient pre-operative range of motion, rehabilitation, size and soft tissues will have an effect on the post-operative range of motion. Careful selection of patients is critical to ensure the success of a high flexion total knee replacement.





Surgical Technique

The standard Optetrak surgical technique applies to the Hi-Flex system with the exception of the notch preparation. Following the Femoral Finishing Guide resections, the corresponding sized LPI Beta Hi-Flex PS Notch Guide is used. Hi-Flex femoral trials as well as Hi-Flex tibial insert trials must also be used.




The only additional instruments required for the Optetrak Hi-Flex knee are (pictured left to right) the LPI Beta Hi-Flex PS Notch Guide, Hi-Flex Tibial Insert Trials and the Hi-Flex Femoral trial.

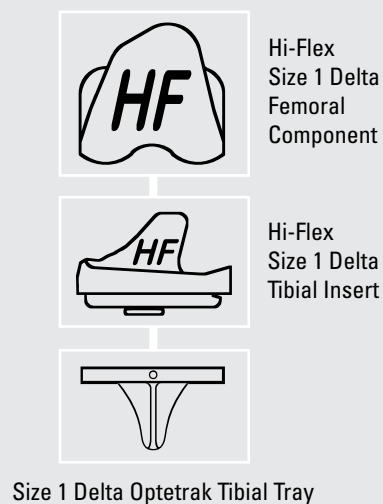
Hi-Flex Implant Selection

- Hi-Flex femoral components are paired **ONLY** with Hi-Flex tibial inserts.
- Hi-Flex femoral components are **NOT** compatible with the standard Optetrak tibial inserts.
- Standard Optetrak femoral components are **NOT** compatible with Hi-Flex tibial inserts.
- Hi-Flex and standard Optetrak tibial inserts mate with the standard Optetrak modular tibial trays.
- Hi-Flex and standard Optetrak femoral components articulate with standard Optetrak patellar components.
- The Hi-Flex system uses the Size 1 Delta tibial inserts. For this reason, it is very important that the Size 1 Delta tibial tray be used when a Size 1 Delta Hi-Flex femoral component is used. Also, be certain that the Size 1 Delta tibial tray is used during these trial reductions.

Size 0, 2-5



Size 1 Delta



Hi-Flex Implant and Instrument Scope

Hi-Flex PS Cemented Femoral Components

| Implant # | Trial # | Description |
|-----------|-----------|---------------------|
| 244-02-00 | 245-02-00 | Size 0, Left† |
| 244-02-01 | 245-02-01 | Size 1 Delta, Left |
| 244-02-02 | 245-02-02 | Size 2, Left |
| 244-02-03 | 245-02-03 | Size 3, Left |
| 244-02-04 | 245-02-04 | Size 4, Left |
| 244-02-05 | 245-02-05 | Size 5, Left |
| 244-03-00 | 245-03-00 | Size 0, Right† |
| 244-03-01 | 245-03-01 | Size 1 Delta, Right |
| 244-03-02 | 245-03-02 | Size 2, Right |
| 244-03-03 | 245-03-03 | Size 3, Right |
| 244-03-04 | 245-03-04 | Size 4, Right |
| 244-03-05 | 245-03-05 | Size 5, Right |

Size 1 Delta Items Required**

| | |
|-----------|---|
| 200-06-10 | Finned Tibial Tray, Cemented, Size 1 Delta F/OT† |
| 200-06-11 | Finned Tibial Tray, Cemented, Size 1 Delta F/1T |
| 200-06-12 | Finned Tibial Tray, Cemented, Size 1 Delta F/2T |
| 202-06-10 | Finned Tibial Tray, Porous Coated, Size 1 Delta F/OT† |
| 202-06-11 | Finned Tibial Tray, Porous Coated, Size 1 Delta F/1T |
| 202-06-12 | Finned Tibial Tray, Porous Coated, Size 1 Delta F/2T |
| 201-71-81 | Tibial Tray Trial, Size 1 Delta |
| 204-06-10 | Trapezoid Tibial Tray, Size 1 Delta F/OT† |
| 204-06-11 | Trapezoid Tibial Tray, Size 1 Delta F/1T |
| 204-06-12 | Trapezoid Tibial Tray, Size 1 Delta F/2T |
| 205-71-81 | Trapezoid Tibial Tray Trial, Size 1 Delta |

** Depending on desired tibial option, all of the above items may not be required.

† Special order only.

Hi-Flex Instrumentation*

| | |
|-----------|---------------------------------------|
| 213-53-10 | LPI Beta Hi-Flex Notch Guide, Size 0† |
| 213-53-11 | LPI Beta Hi-Flex Notch Guide, Size 1 |
| 213-53-12 | LPI Beta Hi-Flex Notch Guide, Size 2 |
| 213-53-13 | LPI Beta Hi-Flex Notch Guide, Size 3 |
| 213-53-14 | LPI Beta Hi-Flex Notch Guide, Size 4 |
| 213-53-15 | LPI Beta Hi-Flex Notch Guide, Size 5 |

* To be used in conjunction with Optetrak CR/PS and LPI instrumentation.

Hi-Flex Tibial Insert Components

| Implant # | Trial # | Description |
|-----------|-----------|--------------------|
| 244-20-09 | 245-20-09 | Size 0, 9mm† |
| 244-20-11 | 245-20-11 | Size 0, 11mm† |
| 244-20-13 | 245-20-13 | Size 0, 13mm† |
| 244-20-15 | 245-20-15 | Size 0, 15mm† |
| 244-21-09 | 245-21-09 | Size 1 Delta, 9mm |
| 244-21-11 | 245-21-11 | Size 1 Delta, 11mm |
| 244-21-13 | 245-21-13 | Size 1 Delta, 13mm |
| 244-21-15 | 245-21-15 | Size 1 Delta, 15mm |
| 244-22-09 | 245-22-09 | Size 2, 9mm |
| 244-22-11 | 245-22-11 | Size 2, 11mm |
| 244-22-13 | 245-22-13 | Size 2, 13mm |
| 244-22-15 | 245-22-15 | Size 2, 15mm |
| 244-23-09 | 245-23-09 | Size 3, 9mm |
| 244-23-11 | 245-23-11 | Size 3, 11mm |
| 244-23-13 | 245-23-13 | Size 3, 13mm |
| 244-23-15 | 245-23-15 | Size 3, 15mm |
| 244-24-09 | 245-24-09 | Size 4, 9mm |
| 244-24-11 | 245-24-11 | Size 4, 11mm |
| 244-24-13 | 245-24-13 | Size 4, 13mm |
| 244-24-15 | 245-24-15 | Size 4, 15mm |
| 244-25-09 | 245-25-09 | Size 5, 9mm |
| 244-25-11 | 245-25-11 | Size 5, 11mm |
| 244-25-13 | 245-25-13 | Size 5, 13mm |
| 244-25-15 | 245-25-15 | Size 5, 15mm |

Additional Notes:

The Hi-Flex system uses the **Size 1 Delta** tibial inserts. For this reason, it is very important that the **Size 1 Delta** tibial tray be used when a Size 1 Delta Hi-Flex femoral component is used. Also, be certain that the **Size 1 Delta** tibial tray trial is used during these trial reductions. The Hi-Flex femoral components must be used with cement.

U.S. patents 5,732,992; 5,688,281; 5,910,143; 6,193,723 B1; 5,725,580; 4,298,992; 5,702,458; 4,955,325; 6,730,128. Foreign patents pending.

352-377-1140
1-800-EXACTECH
www.exac.com

 Exactech

712-17-20 Rev. B
Hi-Flex Brochure 0310

